

PSk2-25 C-SJ30-22

Solar Submersible Pump System for 6" wells

System Overview

Head	max. 200 m
Flow rate	max. 38 m³/h

Technical Data

Controller PSk2-25

- High efficiency solar pump controller
- Hybrid power (solar / grid / generator) support with LORENTZ SmartSolution
- Inputs for water meter, pressure sensors, digital switches
- Simple configuration with LORENTZ PumpScanner Android™ App
- Onboard data logging and system monitoring
- Inbuilt applications for constant pressure, constant flow and daily amount
- Integrated Sun Sensor
- Active temperature management
- Integrated MPPT (Maximum Power Point Tracking)

Power	max. 25 kW
Input voltage	max. 850 V
Optimum Vmp**	> 575 V
Motor current	max. 40 A
Efficiency	max. 98 %
Ambient temp.	-30...50 °C
Enclosure class	IP66

Motor AC DRIVE SUB 6" 18.5kW

- Highly efficient 3-phase AC motor
- Frequency: 25...50 Hz
- Premium materials, stainless steel: AISI 304
- No electronics in the motor

Efficiency	max. 84 %
Motor speed	1,400...2,850 rpm
Power factor	0.87
Insulation class	F
Enclosure class	IP68
Submersion	max. 150 m

Pump End PE C-SJ30-22

- Non-return valve
- Premium materials, stainless steel: AISI 304
- Centrifugal pump

Efficiency	max. 72 %
------------	-----------

Pump Unit PUK2-25 C-SJ30-22 (Motor, Pump End)

Borehole diameter	min. 6,0 in
Water temperature	max. 30 °C****

Standards



2006/42/EC, 2004/108/EC, 2006/95/EC

IEC/EN 61702:1995, IEC/EN 62253 Ed.1

The logos shown reflect the approvals that have been granted for this product family. Products are ordered and supplied with the approvals specific to the market requirements.

**Vmp: MPP-voltage under Standard Test Conditions (STC): 1000 W/m² solar irradiance, 25 °C cell temperature

****Special solutions available for >30 °C, please consult your distributor

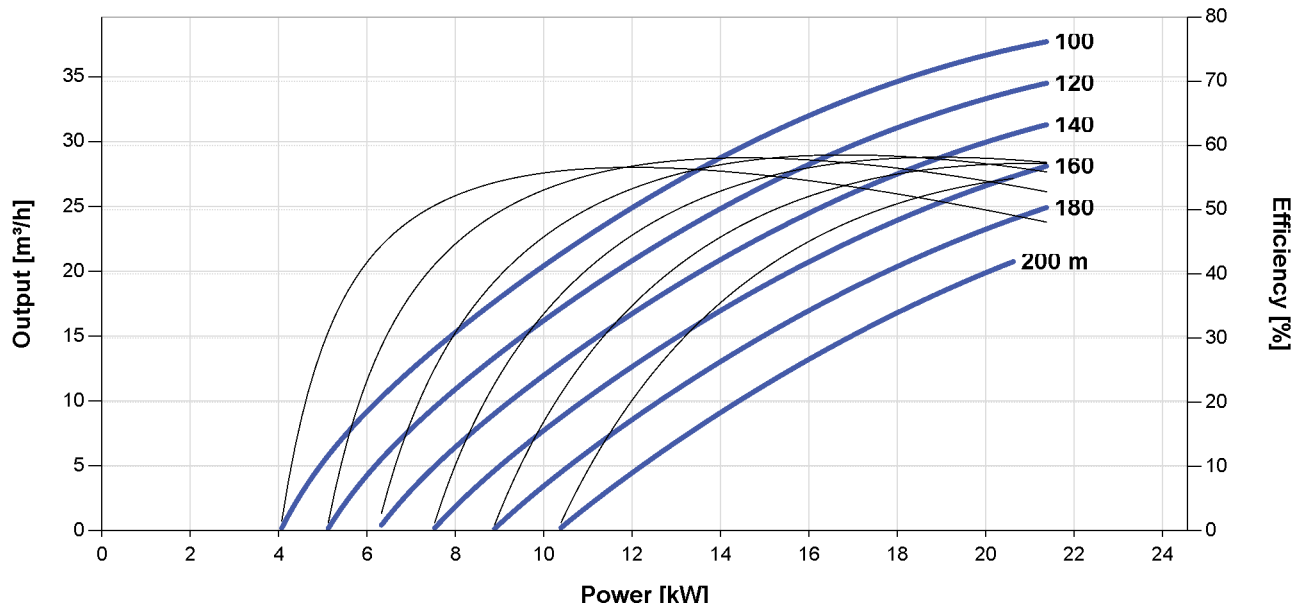


PSk2-25 C-SJ30-22

Solar Submersible Pump System for 6" wells

Pump Chart

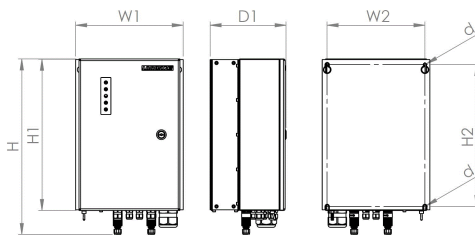
V_{mp}* > 575 V



Dimensions and Weights

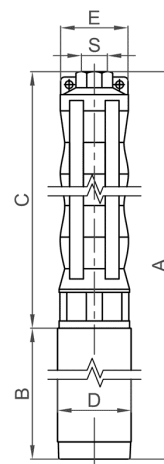
Controller

H = 500 mm
H1 = 450 mm
H2 = 421 mm
W1 = 320 mm
W2 = 290 mm
D = 9.0 mm
D1 = 226 mm



Pump Unit

A = 3,412 mm
B = 1,018 mm
C = 2,394 mm
D = 143 mm
E = 133 mm
S = 3 in



	Net weight
Controller	18 kg
Pump Unit	118 kg
Motor	73 kg
Pump End	45 kg

*V_{mp}: MPP-voltage under Standard Test Conditions (STC): 1000 W/m² solar irradiance, 25 °C cell temperature

